



MARINE DATA SHEET

N67 450 N

331 kW

**Our efficiency.
Your edge.**

SPECIFICATIONS

Thermodynamic cycle	Diesel 4 stroke
Air handling	TCA
Cylinders arrangement	6L
Bore x Stroke	104 x 132 mm
Total displacement	6.7 liters
Valves per cylinder	4
Cooling System	liquid
Direction of Rotation (viewed facing flywheel)	CCW
Engine management	by EDC (Electronic Diesel Control)
Injection System	CR

STANDARD CONFIGURATION

Flywheel housing	SAE 3
Flywheel size	11" $\frac{1}{2}$
Air filter	rear side
Turbocharger	Waste Gate (water cooled) Turbo with Aftercooler (TCA)
Heat exchanger	tube type
Exhaust gas water mixer - Exhaust cooled elbow	-
Water charge tank	included
Fuel filter	1 - left side
Fuel prefilter	included (loose)
Fuel pump	included
Oil filter	1 - right side
Oil sump	aluminium
Oil vapours blowby circuit	rear
Oil heat exchanger	built in the crankcase
Oil filler	by cylinder head cover
Starter	12 V - 3 kW
Alternator	12 V - 90 A
Engine stop device	by electronic central unit
Wiring harness	with negative to ground connection
Painting color	white "ICE"

Legend

Arrangement

L In line
V 90° "V" configuration

Air Handling

TCA Turbocharged with aftercooler
TC Turbocharged
NA Naturally Aspirated

Turbocharger

WG Wastegate
VGT Variable Geometry Turbocharger
TST Twin Stage Turbocharger

Exhaust System

EGR Exhaust Gas Recirculation
SCR Selective Catalytic Reduction

Injection System

M Mechanical
ECR Electronic Common Rail
CR Common Rail
MPI Multi Point Injection

WEIGHT AND DIMENSIONS

Dimensions*	(L**xWxH) 1089 x 724 x 788 mm
Dry Weight	600 Kg

* Dimensions can be changed according to engine options

** Length at flywheel

ELECTRICAL SYSTEM

Voltage	12 V
---------	------

NOT INCLUDED IN STANDARD CONFIGURATION

Battery - minimum capacity recommended	120 Ah
Battery - minimum cold cranking capacity recommended	900 Ah

RATING TYPE

		A1	A2	B	C
Maximum power [*]	kW(HP)	331(450)	309(420)	272(370)	258(350)
At speed	rpm	3000	3000	3000	3000
Maximum no load governed speed at max rating	rpm	3150	3150	3150	3150
Minimum idling speed	rpm	600	600	600	600
Mean piston speed at rated speed	m/s	13.2	13.2	13.2	13.2
BMEP at max power	bar	25.2	24.1	23.5	23
Specific fuel consumption at full load (best value)	g/kWh @ rpm	231 @ 3000	228 @ 3000	227 @ 3000	225 @ 3000
Oil consumption at max rating	(% of fuel cons.)	= 0.2	= 0.2	= 0.2	= 0.2
Minimum starting temperature without auxiliaries	°C	-10°	-10°	-10°	-10°
Oil and oil filter maintenance interval for replacement	hours	600	600	600	600

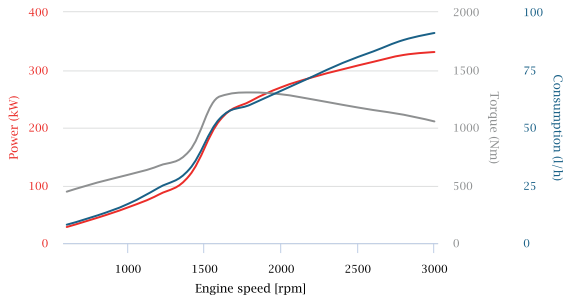
* Net Power at flywheel according to ISO 3046/1, after 50 hours running, Fuel Diesel EN 590. Power tolerance 5%.

Rating

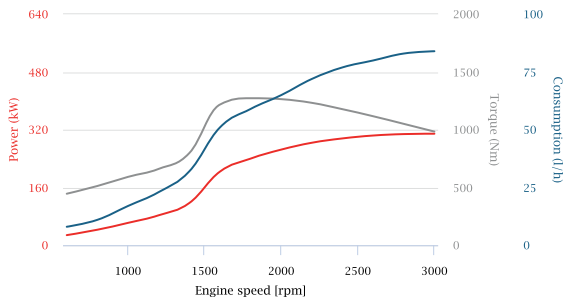
- | | |
|---|---|
| <p>A1 High performance crafts. Full throttle operation restricted within 10% of total use period Cruising speed at engine rpm <90% of rated speed setting. Maximum usage 300 hours per year.</p> <p>A2=B1 Pleasure/commercial vessels. Full throttle operation restricted within 10% of total use period Cruising speed at engine rpm <90% of rated speed setting. Maximum usage 1000 hours per year.</p> | <p>B Light duty. Full throttle operation restricted within 10% of total use period. Cruising speed at engine rpm <90% of rated speed setting. Maximum usage 1500 hours per year.</p> <p>C Medium duty. Full throttle operation <25% of use period. Cruising speed at engine rpm <90% of rated speed setting. Maximum usage 3000 hours per year.</p> <p>D Heavy duty. Maximum rating utilization up to 100% of use period, for unlimited hours per year.</p> |
|---|---|

POWER & TORQUE

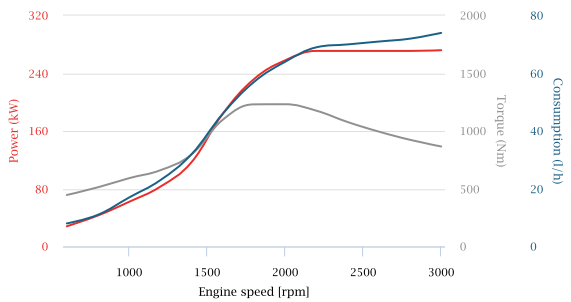
IMO MARPOL Tier2,
EU-RCD Stage II,
EPA Recreational Tier 3
Class A1 331 kW



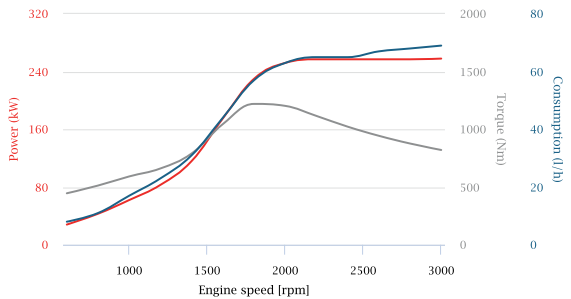
IMO MARPOL Tier2,
EU-RCD Stage II,
EPA Recreational Tier 3
Class A2 309 kW




IMO MARPOL Tier2,
EU-RCD Stage II,
EPA Recreational Tier 3
Class B 272 kW



IMO MARPOL Tier2,
EU-RCD Stage II,
EPA Recreational Tier 3
Class C 258 kW





Rating type A1: 331 kW (450 HP) @ 3000 rpm
Rating type A2: 309 kW (420 HP) @ 3000 rpm
Rating type B: 272 kW (370 HP) @ 3000 rpm
Rating type C: 258 kW (350 HP) @ 3000 rpm



FPT Industrial S.p.A.

Via Puglia 15, 10156
Torino, Italy

fptindustrial.com

[marketing@
fptindustrial.com](mailto:marketing@fptindustrial.com)

All the pictures, drawings illustrations and descriptions contained in this brochure are based on product information available to FPT Industrial at the time of printing (31/01/2018). Some of the engine line-ups may refer to a specific market configuration which may not be present or offered for sale available in all other markets. The colors featured in this brochure may differ from the originals. FPT Industrial reserves the right to introduce any modifications, at any time and without any prior advance notice, to design, material, components equipment and/or technical specifications.